



2018F Instructor Report for ECON 8100 01 - Microeconomic Theory 1 (Mathew Knudson)

Vanderbilt University Course and Teaching Evaluations

Project Audience 12

Responses Received 8

Response Ratio 66.67%

Report Comments

The following is a report for an individual section of a class. Please do not distribute, print, or share this report except for administrative purposes.

Project Audience - Total number of students enrolled

Responses Received - Number of evaluations submitted by students

Response Ratio - Percent of enrolled students who submitted evaluations

If you have any questions about the evaluation system please contact course.evaluations@vanderbilt.edu.

Prepared by Vanderbilt University Course and Teaching Evaluations

Creation Date Thu, Dec 20, 2018



Questions about this Course (**ECON 8100 01**):

| Question | This Class Section | | Department (ECON) | | School (A&S) | |
|--|--------------------|--------------------|-------------------|--------------------|--------------|--------------------|
| | Mean | Standard Deviation | Mean | Standard Deviation | Mean | Standard Deviation |
| This course helped me appreciate the significance of the subject matter. | 4.63 | 0.74 | 4.00 | 1.10 | 4.28 | 0.97 |
| The components of the course, such as class activities, assessments, and assignments, were consistent with the course goals. | 4.88 | 0.35 | 4.21 | 0.93 | 4.39 | 0.86 |
| The feedback I received during the course was helpful. | 4.75 | 0.46 | 3.75 | 1.18 | 4.15 | 1.04 |
| I felt comfortable asking questions in this course. | 4.63 | 0.52 | 4.07 | 1.09 | 4.31 | 0.98 |
| This course helped me consider connections between course material and other areas of my personal, academic, or professional life. | 4.50 | 0.93 | 4.00 | 1.12 | 4.21 | 1.03 |
| Overall, the course (ECON 8100 01) was: | 4.75 | 0.46 | 3.60 | 1.11 | 3.94 | 1.02 |
| Compared to other classes, the amount I learned in this course was: | 3.88 | 0.64 | 3.47 | 1.02 | 3.64 | 1.03 |
| Compared to requirements in other classes, the workload assigned in this class was: | 4.13 | 0.83 | 3.13 | 0.86 | 3.28 | 1.01 |

Overall, how effective was the instruction you received from this teaching assistant (Mathew Knudson)?

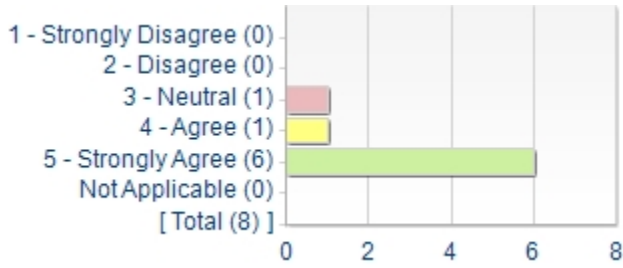
| Question | This Class Section | | Department (ECON) | | School (A&S) | |
|--|--------------------|--------------------|-------------------|--------------------|--------------|--------------------|
| | Mean | Standard Deviation | Mean | Standard Deviation | Mean | Standard Deviation |
| Overall, how effective was the instruction you received from this teaching assistant (Mathew Knudson)? | 4.75 | 0.71 | 3.74 | 1.13 | 3.97 | 1.04 |

Questions about the Teaching Assistant (Mathew Knudson).

| Question | This Class Section | | Department (ECON) | | School (A&S) | |
|---|--------------------|--------------------|-------------------|--------------------|--------------|--------------------|
| | Mean | Standard Deviation | Mean | Standard Deviation | Mean | Standard Deviation |
| How available was the teaching assistant during their office hours? | 4.88 | 0.35 | 4.09 | 1.06 | 4.09 | 1.06 |
| How helpful and responsive was the teaching assistant? | 5.00 | 0.00 | 3.99 | 1.15 | 3.99 | 1.15 |
| How knowledgeable was the teaching assistant about the subject matter of this class? | 4.75 | 0.71 | 4.10 | 1.08 | 4.10 | 1.08 |
| How would you characterize the ability of the teaching assistant to communicate in English with students? | 4.88 | 0.35 | 4.15 | 1.17 | 4.15 | 1.17 |

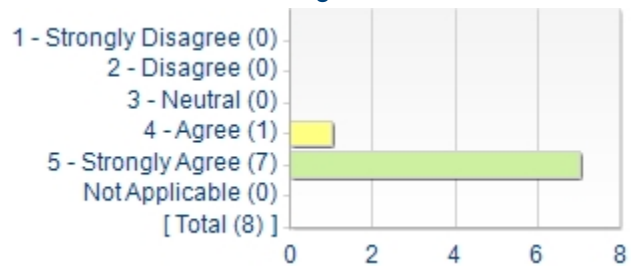
Questions About This Course (ECON 8100 01):

1. This course helped me appreciate the significance of the subject matter.



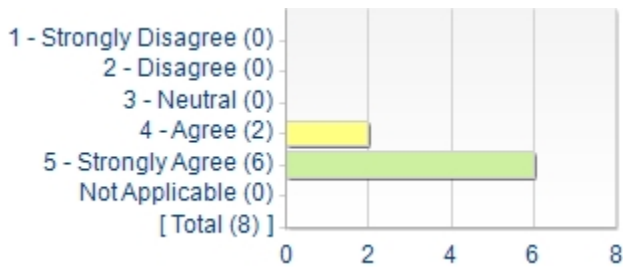
| Statistics | Value |
|--------------------|-------|
| Response Count | 8 |
| Mean | 4.63 |
| Mode | 5 |
| Standard Deviation | 0.74 |

2. The components of the course, such as class activities, assessments, and assignments, were consistent with the course goals.



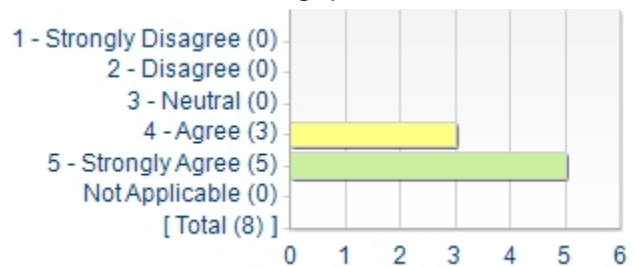
| Statistics | Value |
|--------------------|-------|
| Response Count | 8 |
| Mean | 4.88 |
| Mode | 5 |
| Standard Deviation | 0.35 |

3. The feedback I received during the course was helpful.



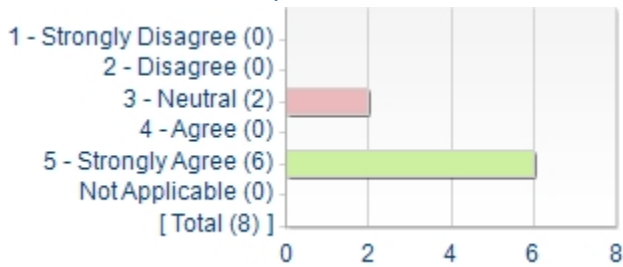
| Statistics | Value |
|--------------------|-------|
| Response Count | 8 |
| Mean | 4.75 |
| Mode | 5 |
| Standard Deviation | 0.46 |

4. I felt comfortable asking questions in this course.



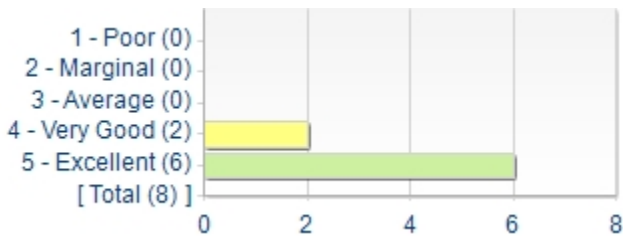
| Statistics | Value |
|--------------------|-------|
| Response Count | 8 |
| Mean | 4.63 |
| Mode | 5 |
| Standard Deviation | 0.52 |

5. This course helped me consider connections between course material and other areas of my personal, academic, or professional life.



| Statistics | Value |
|--------------------|-------|
| Response Count | 8 |
| Mean | 4.50 |
| Mode | 5 |
| Standard Deviation | 0.93 |

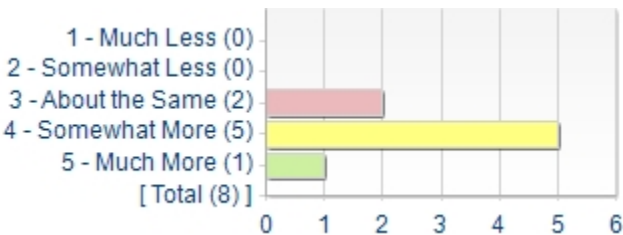
Overall the course was:



| Statistics | Value |
|--------------------|-------|
| Response Count | 8 |
| Mean | 4.75 |
| Mode | 5 |
| Standard Deviation | 0.46 |

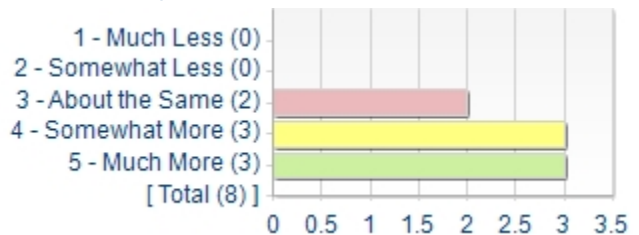
Questions About This Course (ECON 8100 01):

1. Compared to other classes, the amount I learned in this course was:



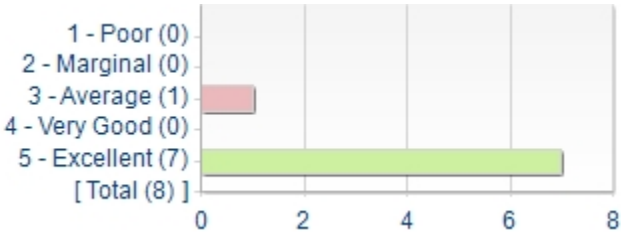
| Statistics | Value |
|--------------------|-------|
| Response Count | 8 |
| Mean | 3.88 |
| Mode | 4 |
| Standard Deviation | 0.64 |

2. Compared to requirements in other classes, the workload assigned in this class was:



| Statistics | Value |
|--------------------|-------|
| Response Count | 8 |
| Mean | 4.13 |
| Mode | 4, 5 |
| Standard Deviation | 0.83 |

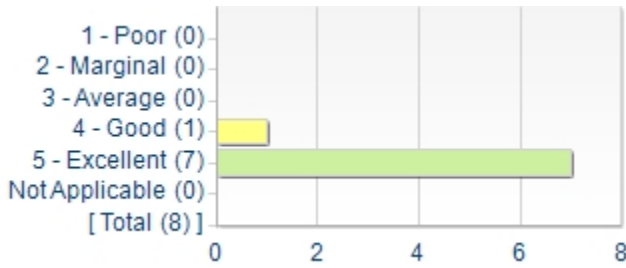
Overall, how effective was the instruction you received from this teaching assistant (Mathew Knudson)?



| Statistics | Value |
|--------------------|-------|
| Response Count | 8 |
| Mean | 4.75 |
| Mode | 5 |
| Standard Deviation | 0.71 |

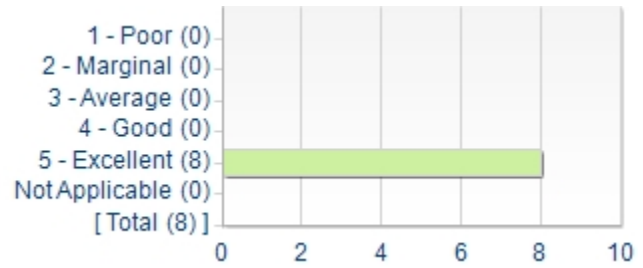
Questions about the Teaching Assistant (Mathew Knudson).

1. How available was the teaching assistant during their office hours?



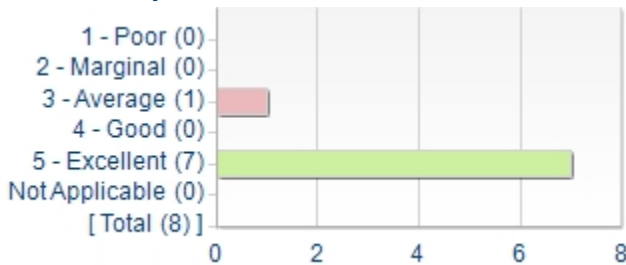
| Statistics | Value |
|--------------------|-------|
| Response Count | 8 |
| Mean | 4.88 |
| Mode | 5 |
| Standard Deviation | 0.35 |

2. How helpful and responsive was the teaching assistant?



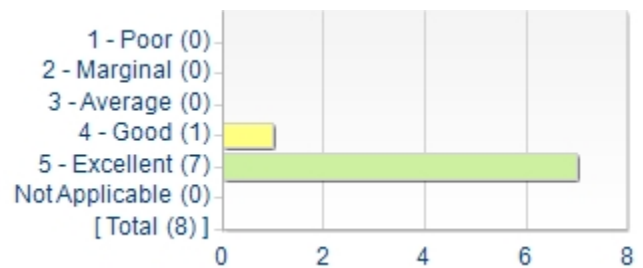
| Statistics | Value |
|--------------------|-------|
| Response Count | 8 |
| Mean | 5.00 |
| Mode | 5 |
| Standard Deviation | 0.00 |

3. How knowledgeable was the teaching assistant about the subject matter of this class?



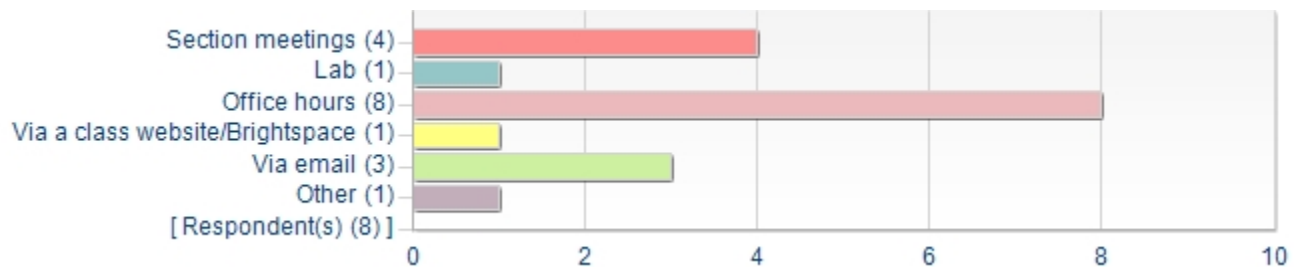
| Statistics | Value |
|--------------------|-------|
| Response Count | 8 |
| Mean | 4.75 |
| Mode | 5 |
| Standard Deviation | 0.71 |

4. How would you characterize the ability of the teaching assistant to communicate in English with students?



| Statistics | Value |
|--------------------|-------|
| Response Count | 8 |
| Mean | 4.88 |
| Mode | 5 |
| Standard Deviation | 0.35 |

In what way(s) did you interact with this teaching assistant (Mathew Knudson)?



What aspects of this teaching assistant's (Mathew Knudson) teaching were most helpful to you?

Comments

Matt went above and beyond the general duties of a TA at Vanderbilt to help our class. His weekly problem sessions bridged the gap between the lectures and assignments/exams and he made himself available for additional office hours before exams if we needed it. Matt particularly excelled at re-framing material we covered in our main lectures and providing an additional insightful perspective, and whenever there was a topic of which I did not understand the intuition, Matt could easily come up with an example on the fly for clarification.

The problem sessions have been very good in developing the intuition behind many of the concepts of the course.

Mat really cares about helping students, and highlights things that he had difficulty with, when he first saw the material. He is quite possibly the best TA I have had.

He taught me some questions with patience.