



2019S Instructor Report for ECON 4110 01, ECON 5110 01(ECON 4110 01,ECON 5110 01) (Mathew Knudson)

Vanderbilt University Course and Teaching Evaluations

Project Audience 15
Responses Received 6
Response Ratio 40.0%

Report Comments

The following is a report for an individual section of a class. Please do not distribute, print, or share this report except for administrative purposes.

Project Audience - Total number of students enrolled
Responses Received - Number of evaluations submitted by students
Response Ratio - Percent of enrolled students who submitted evaluations

If you have any questions about the evaluation system please contact course.evaluations@vanderbilt.edu.

Prepared by Vanderbilt University Course and Teaching Evaluations
Creation Date Mon, Jul 01, 2019



Questions about this Course (**ECON 4110 01**):

| Question | This Class Section | | Department (ECON) | | School (A&S) | |
|--|--------------------|--------------------|-------------------|--------------------|--------------|--------------------|
| | Mean | Standard Deviation | Mean | Standard Deviation | Mean | Standard Deviation |
| This course helped me appreciate the significance of the subject matter. | 4.83 | 0.41 | 4.05 | 1.06 | 4.31 | 0.97 |
| The components of the course, such as class activities, assessments, and assignments, were consistent with the course goals. | 4.67 | 0.82 | 4.17 | 0.97 | 4.39 | 0.89 |
| The feedback I received during the course was helpful. | 4.50 | 0.84 | 3.78 | 1.21 | 4.17 | 1.06 |
| I felt comfortable asking questions in this course. | 4.17 | 0.98 | 4.10 | 1.05 | 4.35 | 0.98 |
| This course helped me consider connections between course material and other areas of my personal, academic, or professional life. | 5.00 | 0.00 | 4.06 | 1.08 | 4.27 | 1.01 |
| Overall, the course (ECON 4110 01) was: | 4.67 | 0.82 | 3.62 | 1.10 | 3.96 | 1.04 |
| Compared to other classes, the amount I learned in this course was: | 4.50 | 0.84 | 3.39 | 1.05 | 3.62 | 1.04 |
| Compared to requirements in other classes, the workload assigned in this class was: | 3.67 | 1.03 | 3.14 | 0.92 | 3.24 | 0.99 |

Overall, how effective was the instruction you received from this teaching assistant (Mathew Knudson)?

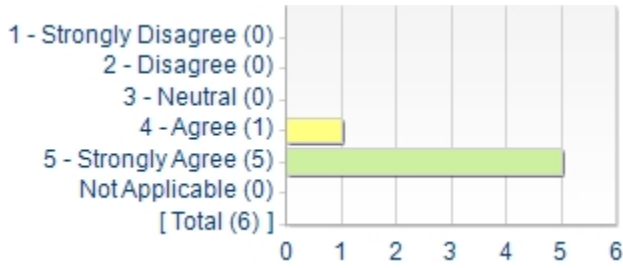
| Question | This Class Section | | Department (ECON) | | School (A&S) | |
|--|--------------------|--------------------|-------------------|--------------------|--------------|--------------------|
| | Mean | Standard Deviation | Mean | Standard Deviation | Mean | Standard Deviation |
| Overall, how effective was the instruction you received from this teaching assistant (Mathew Knudson)? | 4.60 | 0.55 | 3.87 | 1.07 | 4.00 | 1.02 |

Questions about the Teaching Assistant (Mathew Knudson).

| Question | This Class Section | | Department (ECON) | | School (A&S) | |
|---|--------------------|--------------------|-------------------|--------------------|--------------|--------------------|
| | Mean | Standard Deviation | Mean | Standard Deviation | Mean | Standard Deviation |
| How available was the teaching assistant during their office hours? | 4.75 | 0.50 | 4.27 | 0.99 | 4.27 | 0.99 |
| How helpful and responsive was the teaching assistant? | 4.80 | 0.45 | 4.11 | 1.14 | 4.11 | 1.14 |
| How knowledgeable was the teaching assistant about the subject matter of this class? | 4.80 | 0.45 | 4.21 | 1.04 | 4.21 | 1.04 |
| How would you characterize the ability of the teaching assistant to communicate in English with students? | 5.00 | 0.00 | 4.44 | 0.93 | 4.44 | 0.93 |

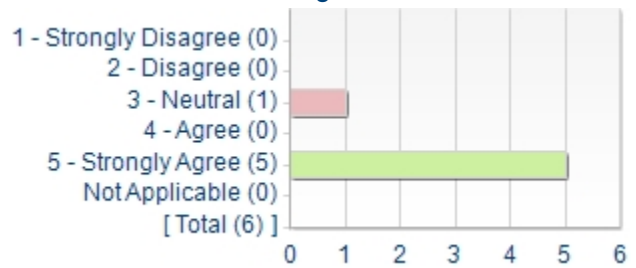
Questions About This Course (ECON 4110 01):

1. This course helped me appreciate the significance of the subject matter.



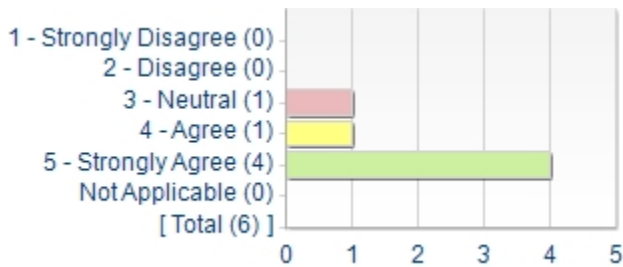
| Statistics | Value |
|--------------------|-------|
| Response Count | 6 |
| Mean | 4.83 |
| Mode | 5 |
| Standard Deviation | 0.41 |

2. The components of the course, such as class activities, assessments, and assignments, were consistent with the course goals.



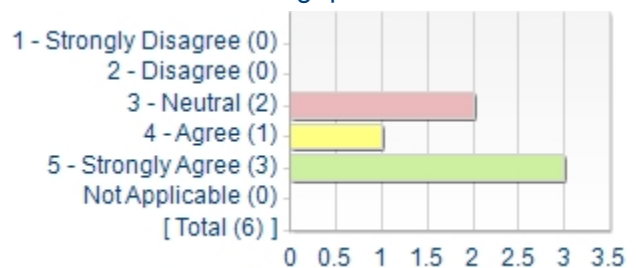
| Statistics | Value |
|--------------------|-------|
| Response Count | 6 |
| Mean | 4.67 |
| Mode | 5 |
| Standard Deviation | 0.82 |

3. The feedback I received during the course was helpful.




| Statistics | Value |
|--------------------|-------|
| Response Count | 6 |
| Mean | 4.50 |
| Mode | 5 |
| Standard Deviation | 0.84 |

4. I felt comfortable asking questions in this course.



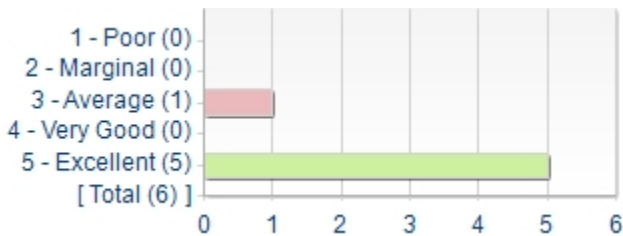
| Statistics | Value |
|--------------------|-------|
| Response Count | 6 |
| Mean | 4.17 |
| Mode | 5 |
| Standard Deviation | 0.98 |

5. This course helped me consider connections between course material and other areas of my personal, academic, or professional life.



| Statistics | Value |
|--------------------|-------|
| Response Count | 6 |
| Mean | 5.00 |
| Mode | 5 |
| Standard Deviation | 0.00 |

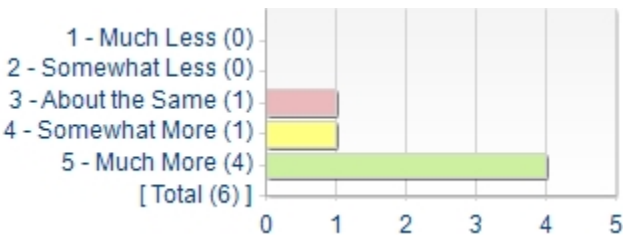
Overall the course was:



| Statistics | Value |
|--------------------|-------|
| Response Count | 6 |
| Mean | 4.67 |
| Mode | 5 |
| Standard Deviation | 0.82 |

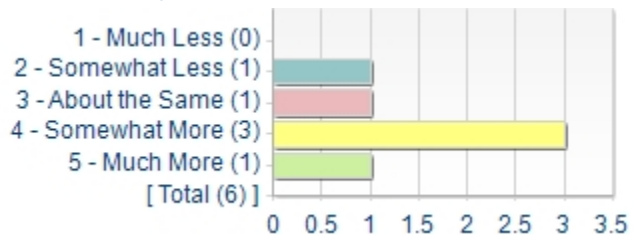
Questions About This Course (ECON 4110 01):

1. Compared to other classes, the amount I learned in this course was:



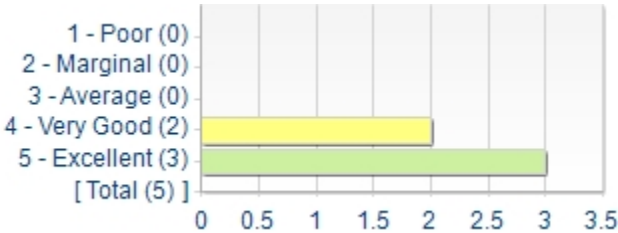
| Statistics | Value |
|--------------------|-------|
| Response Count | 6 |
| Mean | 4.50 |
| Mode | 5 |
| Standard Deviation | 0.84 |

2. Compared to requirements in other classes, the workload assigned in this class was:



| Statistics | Value |
|--------------------|-------|
| Response Count | 6 |
| Mean | 3.67 |
| Mode | 4 |
| Standard Deviation | 1.03 |

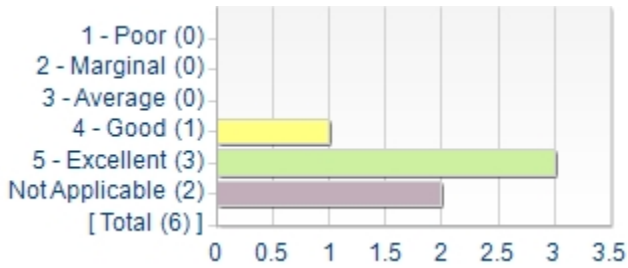
Overall, how effective was the instruction you received from this teaching assistant (Mathew Knudson)?



| Statistics | Value |
|--------------------|-------|
| Response Count | 5 |
| Mean | 4.60 |
| Mode | 5 |
| Standard Deviation | 0.55 |

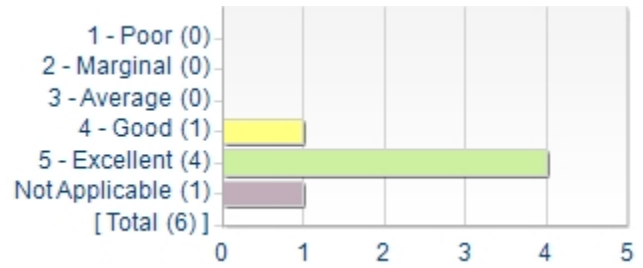
Questions about the Teaching Assistant (**Mathew Knudson**).

1. How available was the teaching assistant during their office hours?



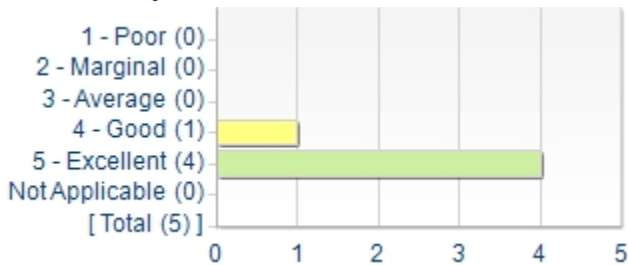
| Statistics | Value |
|--------------------|-------|
| Response Count | 6 |
| Mean | 4.75 |
| Mode | 5 |
| Standard Deviation | 0.50 |

2. How helpful and responsive was the teaching assistant?



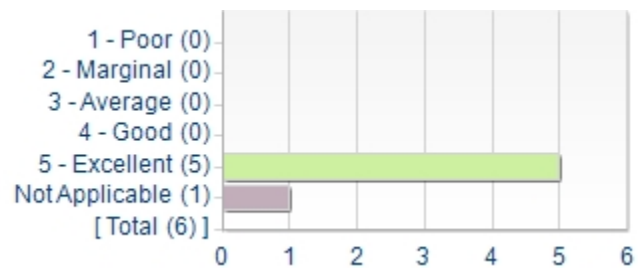
| Statistics | Value |
|--------------------|-------|
| Response Count | 6 |
| Mean | 4.80 |
| Mode | 5 |
| Standard Deviation | 0.45 |

3. How knowledgeable was the teaching assistant about the subject matter of this class?



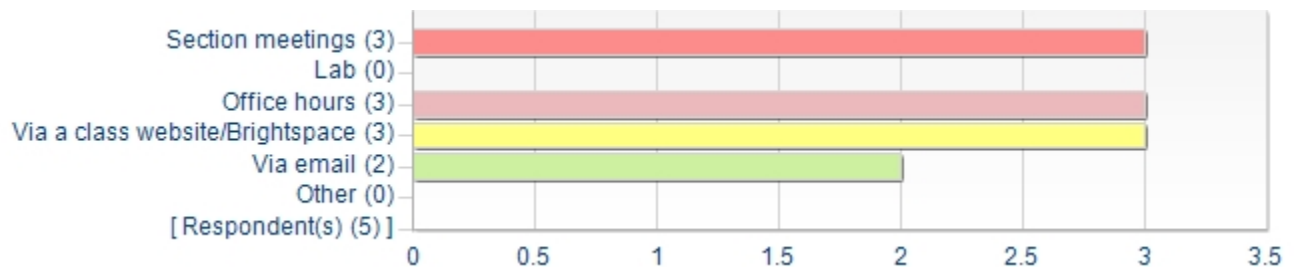
| Statistics | Value |
|--------------------|-------|
| Response Count | 5 |
| Mean | 4.80 |
| Mode | 5 |
| Standard Deviation | 0.45 |

4. How would you characterize the ability of the teaching assistant to communicate in English with students?



| Statistics | Value |
|--------------------|-------|
| Response Count | 6 |
| Mean | 5.00 |
| Mode | 5 |
| Standard Deviation | 0.00 |

In what way(s) did you interact with this teaching assistant (**Mathew Knudson**)?



What aspects of this teaching assistant's (**Mathew Knudson**) teaching were most helpful to you?

Comments

The review sections that Mat led were very helpful. They helped bring together the information and let us have a chance to clarify our questions before the exams.